

Results

03/04/11 Sevenoaks District Motor Club North Weald Sprint Results

Number	First name	Surname	Car Model	CC	Class	T1	T2	T3	Best	P/Class	P/OA	Champs	Club
CLASS A1													
5	Matt	Randle	Saxo	1587	1	83.18	84.10	85.42	83.18	1	46	1	7Oaks
4	Andy	Elcomb	Roadster	1600	1	83.73	90.49	85.18	83.73	2	49	1	7Oaks
2	Chris	Judge	Micra	1348	1	89.86	89.51	89.61	89.51	3	57	1234	7Oaks
CLASS A2													
8	Jason	Andrews	S2000	1997	2	79.05	77.74	77.86	77.74	1	29	1	7Oaks
10	Chris	Fulke-Greville	MR2	1998	2	80.64	81.15	83.40	80.64	2	36	1234	7Oaks
9	David	Balderson	F	1800	2	86.35	85.13	85.03	85.03	3	53	14	7Oaks
11	Darren	Simpson	GT	1798	2	109.33	9999.00	95.46	95.46	4	59	0	GBMC
CLASS A3													
16	Tim	Cole	Cooper	1380	3	79.26	78.08		78.08	1	30	234	B19
19	Adam	Horne	Nova	1400	3	80.82	9999.00	9999.00	80.82	2	37		
18	Andrew	Bisping	214	1396	3	84.94	85.11	85.74	84.94	3	52	0	CMC/Bristol Peg
15	Bob	Hoare	Crusader	998	3	86.64	87.17	87.46	86.64	4	54	234	7Oaks
119	Brian	Horne	Nova	1400	3	9999.00	9999.00	9999.00	9999.00	5	65		
CLASS A4													
23	Andrew	Webber	Elan+2	1799	4	76.15	75.85	85.67	75.85	1	17	14	7Oaks
29	Darren	Russell	Integra Type R	1797	4	76.54	75.96	76.37	75.96	2	18	1	7Oaks
26	Kevin	Lower	Escort RS	2000	4	80.52	80.87	80.26	80.26	3	34	124	7Oaks/ERAM
128	Steve	Reynolds	Clio	1800	4	9999.00	81.17	81.06	81.06	4	39	3	HCAAC
22	Darren	Clayden	Roadster	1600	4	81.93	81.59	84.51	81.59	5	41	1	7Oaks
28	John	Ridgeon	Clio	1800	4	81.90	9999.00	81.73	81.73	6	42	4	HCAAC
25	Peter	Moore	Fiesta XR2	1905	4	9999.00	82.04	82.23	82.04	7	44	3	HCAAC
127	Darren	Tyre	Roadster	1800	4	84.66	84.17	84.70	84.17	8	50		
30	Mark	Robins	MX5	1800	4	90.15	9999.00	9999.00	90.15	9	58	3	GBMC
27	Tracey	Niel	Roadster	1800	4	95.46	96.77	98.65	95.46	10	60	1	7Oaks




Results

Number	First name	Surname	Car Model	CC	Class	T1	T2	T3	Best	P/Class	P/OA	Champs	Club
CLASS A5													
39	Bill	McKenna	966	3600	5	71.41	71.42	70.98	70.98	1	4	234	B19
38	Brian	Winstone	GT3 RS	3800	5	74.35	71.56	73.84	71.56	2	6	234	B19
36	Jim	Giddings	TR8	4596	5	75.64	74.43	89.46	74.43	3	11	14	7Oaks
41	Graham	Pryme	GT3 MK1	3600	5	77.11	75.95	75.15	75.15	4	14	14	7Oaks/B19
37	Paul	Braddock	Mini Cooper WS	1600S	5	76.62	76.85	78.09	76.62	5	20	234	WSMC/SCMC
35	Frank	Trueman	944T	2500	5	78.98	78.07	77.13	77.13	6	24	3	GBMC
42	Mike	Druce-Smith	MR2 Turbo	1998T	5	77.71	82.88	77.29	77.29	7	27	1	7Oaks
43	Phil	Bailey	Chimaera	4500	5	78.95	106.94	80.31	78.95	8	32	1	7Oaks
40	Tony	Gattuso	Cooper S JCW	1600S	5	81.90	81.77	80.99	80.99	9	38	4	HCAAC
CLASS A6													
48	Antony	Bulpitt	Sierra	1998T	6	70.53	70.53	70.64	70.53	1	3	0	TBA
49	John	Start	EVO 8	2000T	6	9999.00	73.37	71.31	71.31	2	5	12	B19
46	Ross	Martin	Imprezza	2500T	6	75.47	76.43	75.89	75.47	3	15	1	7Oaks
50	Russell	Giddings	Celica GT4	1998T	6	76.13	77.75	75.56	75.56	4	16	1	7Oaks
47	Mel	Poolman	imprezza	2000T	6	78.51	77.26	78.68	77.26	5	26	0	HCAAC
45	Derek	Lane	Imprezza	2000T	6	85.16	84.88	83.20	83.20	6	48	1	7Oaks
CLASS A7													
56	Peter	Wilson	SEI	1600	7	76.08	76.73	76.02	76.02	1	19	0	B19
54	David	Craig	7	1690	7	77.80	77.70	76.67	76.67	2	21	0	HCAAC
55	Roger	Legg	7	1598	7	9999.00	9999.00	9999.00	9999.00	3	65	3	B19
CLASS A8													
60	Paul	Bowden	Seven	1797	8	67.96	68.96	68.63	67.96	1	2	234	GBMC/B19
63	Jeff	Wiltshire	Phoenix	2000	8	74.01	74.62	73.26	73.26	2	8	1	7Oaks/TWMC
64	Colin	Crang	Exige	1796S	8	74.89	75.02	76.04	74.89	3	13	34	B19/TWMC
62	Lindy	Scarborough	Elise	1796	8	80.41	80.62	83.24	80.41	4	35	0	HCAAC
65	Don	Scales	Elise	1796	8	83.48	82.44	81.95	81.95	5	43	1234	7Oaks
67	Khan	Busby	SV	1800	8	88.60	88.82	90.75	88.60	6	56	0	HCAAC
66	Garry	Collins	MK8	1565T	8	9999.00	9999.00	9999.00	9999.00	7	65	1234	7Oaks

Results

Number	First name	Surname	Car Model	CC	Class	T1	T2	T3	Best	P/Class	P/OA	Champs	Club
CLASS B9													
72	Adrian	Goding	Mini	827	9	87.10	87.77	9999.00	87.10	1	55	34	HCAAC
CLASS B10													
76	Ritchie	Gatt	SEIW	2000	10	67.90	78.01	72.27	67.90	FTD	1	1	7Oaks
77	Ian	Joyce	205	1900	10	75.06	75.01	74.86	74.86	1	12	0	B19/WMC
75	Ben	Lucas	Focus ST170	1988	10	78.84	80.36	79.62	78.84	2	31	34	B19
175	Laura	Mitchell	Focus ST170	1988	10	83.00	83.49	82.57	82.57	3	45	34	B19
CLASS B11													
82	Martin	Ellis	Sunbeam Lotus	2172	11	72.75	72.93	72.91	72.75	1	7	1	7Oaks
84	Richard	Grimes	Imprezza RS	2147T	11	73.86	75.83	75.26	73.86	2	9	3	B19/BARC
24	Stephen	Stringer	Golf Mkii 16v	1781	11	77.57	77.88	77.18	77.18	3	25	1	7Oaks
124	Charlie	Golding	Golf Mkii 16v	1781	11	83.52	84.62	79.39	79.39	4	33	1	7Oaks
86	Mark	Brown	323	2300	11	9999.00	9999.00	9999.00	9999.00	5	65	1234	7Oaks
CLASS C12													
90	David	Masters	Fury	919	12	77.22	77.04	80.23	77.04	1	22	234	B19
91	Paul	Lucas	Mini	899	12	81.45	79.05	77.68	77.68	2	28	34	B19
92	Phil	Johnson	MK 20/24	1700	12	83.22	81.48	83.10	81.48	3	40	3	PMC
CLASS C13													
98	David	Daniel	EVO 6	1997T	13	74.32	74.43	74.31	74.31	1	10	3	WSMC
97	Chris	Penfold	Escort	2000	13	77.06	77.07	77.35	77.06	2	23	1234	7Oaks
95	Clive	Letherby	TR6	3900	13	85.32	83.89	83.19	83.19	3	47	14	7Oaks
96	Gerry	Cannon	Ultima	4400	13	9999.00	104.73	9999.00	104.73	4	61	3	HCAAC
CLASS D15													
100	Stuart	Giles	MK1A	3500	15	88.71	86.11	84.72	84.72	1	51	1	7Oaks

Championships
 1=Sevenoaks Speed League 2=ACSMC 3=AEMC 4=ASEMC

Class Award 
 FTD Award 
 Next Best 7Oaks 

9999 = No time (WR FWO etc)